

Redeemer Lutheran College, Biloela

Annual Report 2020



Welcome. Redeemer Lutheran College, Biloela is an independent co-educational College for students from Preparatory to Year 12 which seeks to provide quality Christian education in a caring environment.

DISCOVER MORE ABOUT OUR COLLEGE COMMUNITY

93.7%

OVERALL STUDENT
ATTENDANCE

100%

QTAC OFFERS

4.5 ★

PARENT
SATISFACTION

100%

TEACHER
PARTICIPATION IN PD

Principal Eureka Coetzee | **Council Chair** Gavin Lotz



June 2021

This report has been produced by Redeemer Lutheran College, Biloela to meet reporting obligations of the Queensland and Australian Governments

Our Students



Student Characteristics

- + Cultural background
- + Ethnicity
- + Indigenous



Social Climate

- + Pastoral Care programs
- + Social/Emotional Curriculum
- + Registered Psychologist on Staff



Learning Experiences

Christian Education

- + Regular times for College Chapels
- + Sunday Service Participation
- + Class devotions
- + Christian Studies



Intensive Literacy

- + Years P-2 SSP Program



Music

- + Strings and Band from Year 4
- + Instrumental lessons
- + Vocal ensembles
- + Specialist ensembles
- + Whole of College Performance (Musical)



Sport

- + Inter-house swimming, cross-country and athletics carnivals
- + District, Regional and State School sporting competitions
- + Sporting Schools - Cricket, Touch and Rugby
- + Biloela Interschool Netball Carnival



LOTE

- + Mandarin 5-7



Camp

- + Year 5 Fairbairn Dam - Emerald
- + Year 6 Luther Heights - Coolum



To find out more about *Our Students* contact 4992 1813



2020 Attendance Rate (%) by Year Level *

Prep – Year 6

| | | | | | | |
|-----------|-----------|-----------|-----------|-----------|-----------|-----------|
| 95 | 90 | 96 | 96 | 96 | 95 | 91 |
| PREP | YEAR 1 | YEAR 2 | YEAR 3 | YEAR 4 | YEAR 5 | YEAR 6 |

Year 7 – Year 12

| | | | | | | |
|-----------|-----------|-----------|-----------|-----------|-----------|------------|
| 92 | 95 | 91 | 95 | 89 | 95 | 93% |
| YEAR 7 | YEAR 8 | YEAR 9 | YEAR 10 | YEAR 11 | YEAR 12 | overall |

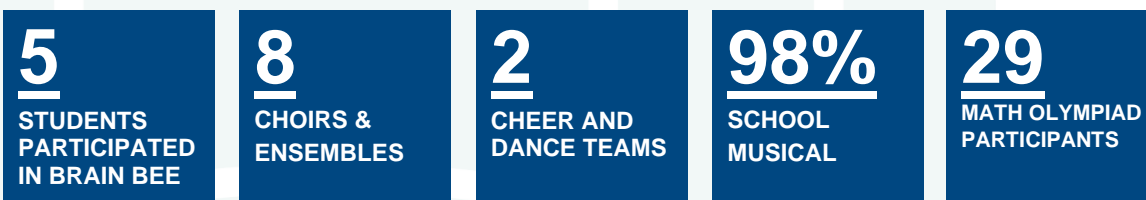
* The average student attendance rate. Student's attendance at Redeemer Lutheran College, Biloela is recorded each day. Parents/ caregivers are contacted if no advice/explanation has been given of a child's absence.

Retention Rate (%) Year 11 – Year 12 **


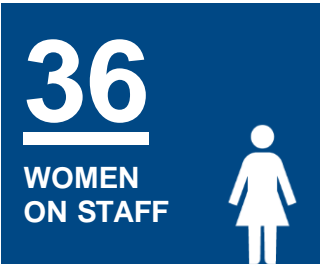
| | | | | | |
|------------|------------|------------|------------|------------|-------------|
| N/A | N/A | N/A | N/A | N/A | 100% |
| 2015 | 2016 | 2017 | 2018 | 2019 | 2020 |

** Apparent Retention Rate

NAPLAN results are publicly available at <https://www.myschool.edu.au/>



Our Staff



| Level of Attainment | Number of Staff |
|-----------------------------------|-----------------|
| Doctorate | 0 |
| Masters | 4 |
| Post Graduate Diploma/Certificate | 0 |
| Bachelor Degree | 24 |
| Diploma/Certificate | 9 |

Staff Learning

Professional Learning opportunities are provided for both teaching and non-teaching staff. The Staff Development Program has been compiled to include support and growth in the following three areas:



Educational

- + Undertaking of the annual government legislated accountable training sessions and the Lutheran Church of Australia (LCA) mandated training sessions



Theological

- + Participation in regular worship and spiritual development workshops
- + Staff Professional Development including units from the 'Pathways' program
- + Encouragement for teaching staff to undertake the Graduate Certificate in Lutheran Education



Personal

- + Undertaking the development of a personal folio for Professional Development programs

To find out more about
Our Staff contact 4992 1813

Our Community



Parent Feedback

Parents are surveyed regularly. The survey provides the opportunity for parents to provide feedback across a broad range of areas. This information is used as part of the College's commitment to continuous improvement.

How satisfied are you?

| | |
|--|-----|
| ..with what your child is learning | 92% |
| ..that your child is happy at the College | 98% |
| ..that the mission and vision is communicated to parents | 98% |
| ..that the College has a clear vision for the future | 96% |
| ..that the College meets the learning needs of my child | 96% |
| ..that your child feels physically and emotionally safe at the College | 98% |

Lutheran schools in Queensland understand the important role parents play in the education of their children. Without a supportive home environment, the capacity of schools to maximise each child's learning is limited. When teachers, parents and the community work together to support each child, the child thrives.

There are many ways that parents can assist their children to be successful in their learning journey within a Lutheran school.

✔ Voluntary Support

- + Classroom Help
- + Fundraising
- + Working Bees
- + Financial Gifts
- + Transport
- + Camp Helpers
- + Sport Coaches
- + Tuck Shop Services

✔ Communication

- + Class Teacher's letters
- + Fortnightly College Newsletter
- + Parent Information Booklet
- + Magazine
- + Prospectus
- + Facebook
- + Parent Lounge
- + App

✔ Participation

- + Class Events
- + Open Days
- + Special Evenings
- + Parent Interview Evenings
- + Information Evenings
- + Sporting Carnivals
- + Assemblies
- + Worship/Special Worship Services
- + Music and Sporting Events
- + Special Days

✔ Class Support

- + Sporting Program
- + Swimming Program
- + Reading Program
- + Excursions and Camps
- + Liaising with teachers regarding community facilities and events

✔ P & F Activities

- + Meetings are held regularly where parents are able to meet other parents and discuss matters in relation to providing the best resources possible.

✔ Funding

- + Find out more about Sources of School Funding at <https://www.myschool.edu.au/>



OVERALL PARENT SATISFACTION*

*Quality Schools Survey results when averaged

To find out more about *Our Community* contact 4992 1813

Our Graduates

10
SENIOR
STATEMENT

9
QCE

100%
VET
QUALIFICATIONS

90%
QCE

100%
QTAC OFFERS

Post School Institutions of Year 12 QTAC Applicants in 2020:



1



1



N/A



N/A



N/A



N/A



1



N/A

100%
APPLIED AND
RECEIVED OFFER

90%
RECEIVED THEIR
FIRST PREFERENCE

| Fields of Study | Offers |
|---|----------|
| Agriculture, Environmental & related studies | 0 |
| Architecture & Building (Urban & Regional Planning, Interior Design) | 0 |
| Creative Arts (Music, Graphic Design, Communication & Media) | 0 |
| Education | 0 |
| Engineering | 0 |
| Health | 2 |
| IT | 0 |
| Management & Commerce | 0 |
| Natural & Physical Sciences (Mathematics, Physics, Laboratory Technology) | 0 |
| Society & Culture (Law, Economics, Psychology, Sport & Recreation) | 1 |
| Food, Hospitality & Personal Services | 0 |
| Total | 3 |

